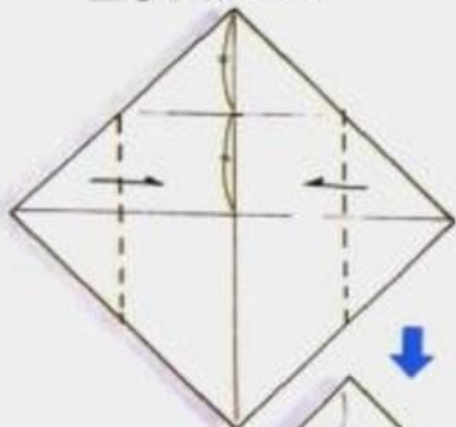
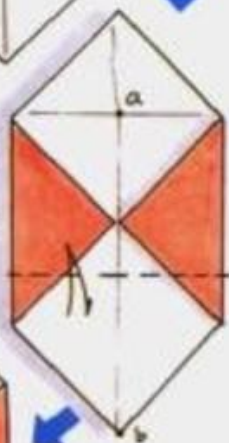


正方形纸如图折

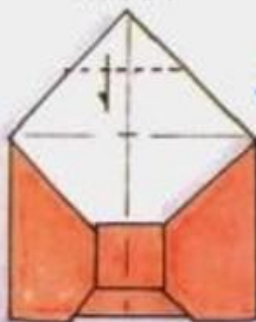


完成


b点折到a点  
留折痕



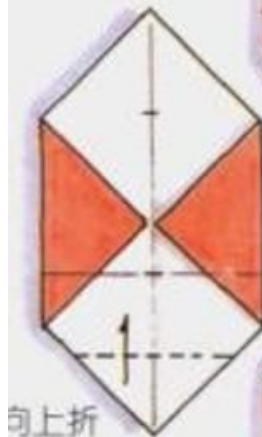
向下折




向下折



夹进缝中



向上折



留折痕

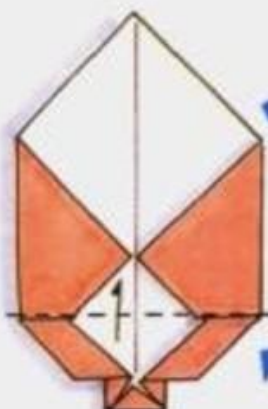
打开



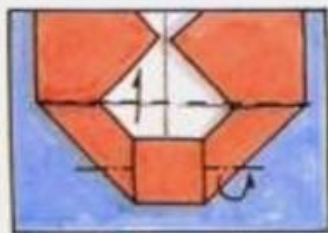
留折痕



底下拉出盖在上面



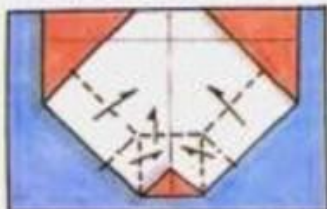
向上折




向后折

### 局部折法图

注意这个步骤



按山线谷线如图折



底下拉出盖在上面